

\$360,000

Broward County Median Sales
January 2022


\$380,000

↑ 5.55%
INCREASE

Broward County Median Sales
January 2023



\$526,000
Median Sale Price
for Single Family Home



\$365,000
Median Sale Price
for Townhouse



\$205,000
Median Sale Price
for Condo



\$166,450
Median Sale Price
for Co-Op



\$555,000
Median Sale Price
for Single Family Home



\$422,500
Median Sale Price
for Townhouse



\$235,000
Median Sale Price
for Condo

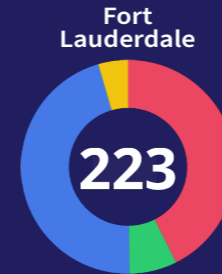


\$185,000
Median Sale Price
for Co-Op

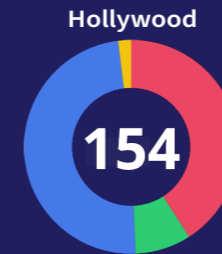
TOP FIVE CITIES WITH THE MOST SALES

MARTY KIAR, BROWARD COUNTY PROPERTY APPRAISER'S MARKET SALES JANUARY 2023 REPORT

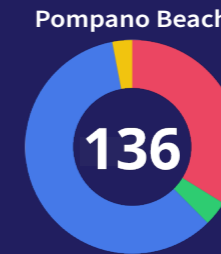
The Broward County Property Appraiser's Office gathers property sales information across the county on an ongoing basis. As part of our continued effort to share the data we collect, I am pleased to provide you with our "BCPA Market Report". This report is a simple, visual representation of the types of properties sold and the median sale prices for residential properties within Broward County during the month of January.



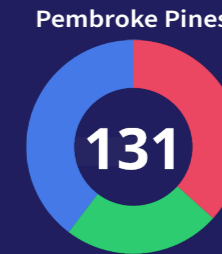
95 Single Family
16 Townhouse
102 Condo
10 Co-Op



63 Single Family
13 Townhouse
75 Condo
3 Co-Op



45 Single Family
8 Townhouse
79 Condo
4 Co-Op



48 Single Family
31 Townhouse
52 Condo
0 Co-Op



28 Single Family
16 Townhouse
58 Condo
0 Co-Op

ALL CITIES

Coconut Creek
56
11 Single Family
15 Townhouse
30 Condo
0 Co-Op

Dania Beach
16
7 Single Family
2 Townhouse
6 Condo
1 Co-Op

Hallandale Beach
70
5 Single Family
0 Townhouse
51 Condo
14 Co-Op

Lauderdale Lakes
30
7 Single Family
1 Townhouse
22 Condo
0 Co-Op

Lighthouse Point
21
16 Single Family
1 Townhouse
4 Condo
0 Co-Op

North Lauderdale
20
10 Single Family
6 Townhouse
4 Condo
0 Co-Op

Pembroke Park
3
0 Single Family
0 Townhouse
3 Condo
0 Co-Op

Southwest Ranches
6
6 Single Family
0 Townhouse
0 Condo
0 Co-Op

West Park
6
5 Single Family
1 Townhouse
0 Condo
0 Co-Op

Cooper City
13
7 Single Family
6 Townhouse
0 Condo
0 Co-Op

Davie
67
28 Single Family
15 Townhouse
24 Condo
0 Co-Op

Hillsboro Beach
5
0 Single Family
0 Townhouse
5 Condo
1 Co-Op

Lauderhill
51
15 Single Family
4 Townhouse
32 Condo
0 Co-Op

Margate
39
13 Single Family
9 Townhouse
7 Condo
0 Co-Op

Oakland Park
57
38 Single Family
4 Townhouse
15 Condo
0 Co-Op

Plantation
70
24 Single Family
17 Townhouse
29 Condo
0 Co-Op

Tamarac
87
4 Single Family
36 Townhouse
47 Condo
0 Co-Op

Weston
41
24 Single Family
8 Townhouse
9 Condo
0 Co-Op

Coral Springs
82
43 Single Family
4 Townhouse
35 Condo
0 Co-Op

Deerfield Beach
101
18 Single Family
20 Townhouse
63 Condo
0 Co-Op

Lauderdale by the Sea
12
0 Single Family
1 Townhouse
9 Condo
2 Co-Op

Lazy Lakes
0
0 Single Family
0 Townhouse
0 Condo
0 Co-Op

Miramar
69
47 Single Family
8 Townhouse
14 Condo
0 Co-Op

Parkland
50
28 Single Family
22 Townhouse
14 Condo
0 Co-Op

Sea Ranch Lakes
0
0 Single Family
0 Townhouse
0 Condo
0 Co-Op

Unincorporated
9
9 Single Family
0 Townhouse
0 Condo
0 Co-Op

Wilton Manors
18
7 Single Family
4 Townhouse
7 Condo
0 Co-Op

\$360,000

Broward County Median Sales
February 2022


\$399,000

↑ 10.83%
INCREASE

Broward County Median Sales
February 2023



\$556,000
Median Sale Price
for Single Family Home



\$383,000
Median Sale Price
for Townhouse



\$205,000
Median Sale Price
for Condo



\$190,000
Median Sale Price
for Co-Op



\$590,000
Median Sale Price
for Single Family Home



\$425,000
Median Sale Price
for Townhouse



\$234,000
Median Sale Price
for Condo



\$200,000
Median Sale Price
for Co-Op

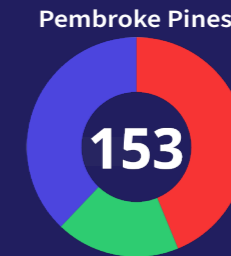
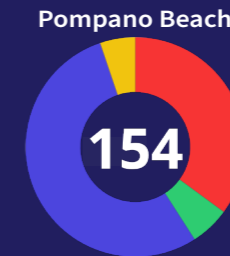
TOP FIVE CITIES WITH THE MOST SALES

MARTY KIAR, BROWARD COUNTY PROPERTY APPRAISER'S

MARKET SALES

FEBRUARY 2023 REPORT

The Broward County Property Appraiser's Office gathers property sales information across the county on an ongoing basis. As part of our continued effort to share the data we collect, I am pleased to provide you with our "BCPA Market Report". This report is a simple, visual representation of the types of properties sold and the median sale prices for residential properties within Broward County during the month of February.



ALL CITIES

Coconut Creek 73
14 Single Family
18 Townhouse
41 Condo
0 Co-Op

Dania Beach 31
10 Single Family
7 Townhouse
14 Condo
1 Co-Op

Hillsboro Beach 7
1 Single Family
0 Townhouse
5 Condo
1 Co-Op

Lauderhill 79
22 Single Family
2 Townhouse
55 Condo
0 Co-Op

Margate 69
28 Single Family
12 Townhouse
29 Condo
0 Co-Op

Oakland Park 54
30 Single Family
8 Townhouse
16 Condo
0 Co-Op

Plantation 85
35 Single Family
25 Townhouse
25 Condo
0 Co-Op

Sunrise 102
28 Single Family
21 Townhouse
53 Condo
0 Co-Op

West Park 10
10 Single Family
0 Townhouse
0 Condo
0 Co-Op

Cooper City 26
16 Single Family
10 Townhouse
0 Condo
0 Co-Op

Davie 73
40 Single Family
13 Townhouse
20 Condo
0 Co-Op

Lauderdale by the Sea 22
1 Single Family
1 Townhouse
16 Condo
4 Co-Op

Lazy Lakes 0
0 Single Family
0 Townhouse
0 Condo
0 Co-Op

Miramar 73
46 Single Family
16 Townhouse
11 Condo
0 Co-Op

Parkland 52
36 Single Family
16 Townhouse
0 Condo
0 Co-Op

Sea Ranch Lakes 2
2 Single Family
0 Townhouse
0 Condo
0 Co-Op

Tamarac 103
11 Single Family
48 Townhouse
44 Condo
0 Co-Op

Weston 49
30 Single Family
5 Townhouse
14 Condo
0 Co-Op

Coral Springs 101
56 Single Family
7 Townhouse
38 Condo
0 Co-Op

Hallandale Beach 78
9 Single Family
2 Townhouse
56 Condo
11 Co-Op

Lauderdale Lakes 37
7 Single Family
6 Townhouse
24 Condo
0 Co-Op

Lighthouse Point 22
9 Single Family
4 Townhouse
4 Condo
5 Co-Op

North Lauderdale 30
11 Single Family
12 Townhouse
7 Condo
0 Co-Op

Pembroke Park 1
0 Single Family
0 Townhouse
1 Condo
0 Co-Op

Southwest Ranches 14
14 Single Family
0 Townhouse
7 Condo
0 Co-Op

Unincorporated 5
5 Single Family
0 Townhouse
0 Condo
0 Co-Op

Wilton Manors 26
14 Single Family
2 Townhouse
10 Condo
0 Co-Op

\$360,000

Broward County Median Sales
March 2022


\$392,750

↑ 9.10%
INCREASE

Broward County Median Sales
March 2023



\$580,000
Median Sale Price
for Single Family Home



\$389,000
Median Sale Price
for Townhouse



\$205,000
Median Sale Price
for Condo



\$161,000
Median Sale Price
for Co-Op



\$590,500
Median Sale Price
for Single Family Home



\$420,000
Median Sale Price
for Townhouse



\$228,000
Median Sale Price
for Condo



\$185,000
Median Sale Price
for Co-Op

TOP FIVE CITIES WITH THE MOST SALES

MARTY KIAR, BROWARD COUNTY PROPERTY APPRAISER'S

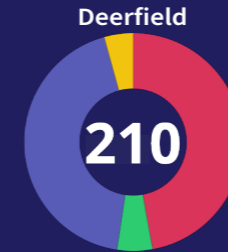
MARKET SALES

MARCH 2023 REPORT

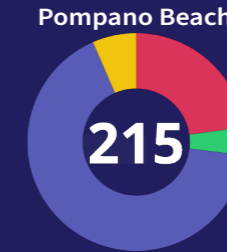
The Broward County Property Appraiser's Office gathers property sales information across the county on an ongoing basis. As part of our continued effort to share the data we collect, I am pleased to provide you with our "BCPA Market Report". This report is a simple, visual representation of the types of properties sold and the median sale prices for residential properties within Broward County during the month of March.



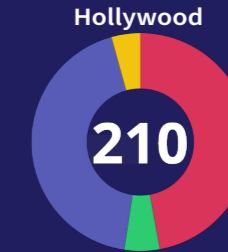
168 Single Family
22 Townhouse
163 Condo
28 Co-Op



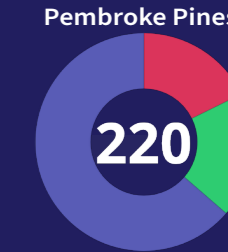
39 Single Family
41 Townhouse
140 Condo
0 Co-Op



49 Single Family
9 Townhouse
143 Condo
14 Co-Op



99 Single Family
11 Townhouse
91 Condo
9 Co-Op



73 Single Family
44 Townhouse
83 Condo
0 Co-Op

ALL CITIES

Coconut Creek 99
20 Single Family
21 Townhouse
58 Condo
0 Co-Op

Dania Beach 41
12 Single Family
3 Townhouse
23 Condo
3 Co-Op

Hillsboro Beach 10
0 Single Family
0 Townhouse
7 Condo
3 Co-Op

Lauderhill 108
39 Single Family
4 Townhouse
65 Condo
0 Co-Op

Margate 97
38 Single Family
16 Townhouse
43 Condo
0 Co-Op

Oakland Park 85
44 Single Family
11 Townhouse
30 Condo
0 Co-Op

Plantation 112
54 Single Family
21 Townhouse
37 Condo
0 Co-Op

Sunrise 138
50 Single Family
26 Townhouse
62 Condo
0 Co-Op

West Park 7
7 Single Family
0 Townhouse
0 Condo
0 Co-Op

Cooper City 24
18 Single Family
6 Townhouse
0 Condo
0 Co-Op

Davie 110
47 Single Family
27 Townhouse
36 Condo
0 Co-Op

Lauderdale by the Sea 24
6 Single Family
0 Townhouse
16 Condo
2 Co-Op

Lazy Lakes 0
0 Single Family
0 Townhouse
0 Condo
0 Co-Op

Miramar 116
85 Single Family
12 Townhouse
19 Condo
0 Co-Op

Parkland 80
54 Single Family
21 Townhouse
5 Condo
0 Co-Op

Sea Ranch Lakes 1
1 Single Family
0 Townhouse
0 Condo
0 Co-Op

Tamarac 156
20 Single Family
63 Townhouse
73 Condo
0 Co-Op

Weston 75
47 Single Family
11 Townhouse
17 Condo
0 Co-Op

Coral Springs 149
93 Single Family
13 Townhouse
43 Condo
0 Co-Op

Hallandale Beach 136
10 Single Family
1 Townhouse
105 Condo
20 Co-Op

Lauderdale Lakes 93
15 Single Family
5 Townhouse
73 Condo
0 Co-Op

Lighthouse Point 21
10 Single Family
1 Townhouse
8 Condo
2 Co-Op

North Lauderdale 39
16 Single Family
17 Townhouse
6 Condo
0 Co-Op

Pembroke Park 1
0 Single Family
1 Townhouse
0 Condo
0 Co-Op

Southwest Ranches 16
16 Single Family
0 Townhouse
0 Condo
0 Co-Op

Unincorporated 19
18 Single Family
0 Townhouse
1 Condo
0 Co-Op

Wilton Manors 37
20 Single Family
5 Townhouse
12 Condo
0 Co-Op

\$367,000

Broward County Median Sales
April 2022


\$410,000

↑ 11.72%
INCREASE

Broward County Median Sales
April 2023



\$600,000
Median Sale Price
for Single Family Home



\$400,000
Median Sale Price
for Townhouse



\$211,000
Median Sale Price
for Condo



\$165,000
Median Sale Price
for Co-Op



\$615,000
Median Sale Price
for Single Family Home



\$430,000
Median Sale Price
for Townhouse



\$240,000
Median Sale Price
for Condo



\$203,500
Median Sale Price
for Co-Op

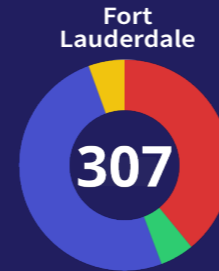
TOP FIVE CITIES WITH THE MOST SALES

MARTY KIAR, BROWARD COUNTY PROPERTY APPRAISER'S

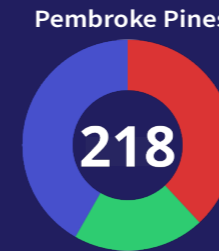
MARKET SALES

APRIL 2023 REPORT

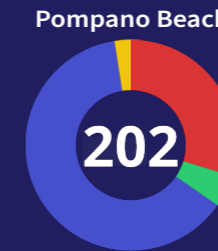
The Broward County Property Appraiser's Office gathers property sales information across the county on an ongoing basis. As part of our continued effort to share the data we collect, I am pleased to provide you with our "BCPA Market Report". This report is a simple, visual representation of the types of properties sold and the median sale prices for residential properties within Broward County during the month of April.



120 Single Family
16 Townhouse
154 Condo
17 Co-Op



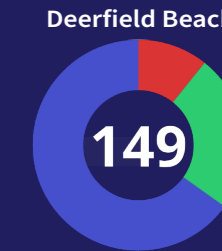
83 Single Family
44 Townhouse
91 Condo
0 Co-Op



60 Single Family
10 Townhouse
127 Condo
5 Co-Op



92 Single Family
9 Townhouse
89 Condo
2 Co-Op



16 Single Family
36 Townhouse
97 Condo
0 Co-Op

ALL CITIES

Coconut Creek
98
23 Single Family
17 Townhouse
58 Condo
0 Co-Op

Dania Beach
39
11 Single Family
10 Townhouse
18 Condo
0 Co-Op

Hillsboro Beach
11
0 Single Family
1 Townhouse
7 Condo
3 Co-Op

Lauderhill
99
22 Single Family
5 Townhouse
72 Condo
0 Co-Op

Margate
85
34 Single Family
15 Townhouse
36 Condo
0 Co-Op

Oakland Park
84
39 Single Family
13 Townhouse
32 Condo
0 Co-Op

Plantation
98
50 Single Family
12 Townhouse
36 Condo
0 Co-Op

Sunrise
127
44 Single Family
15 Townhouse
68 Condo
0 Co-Op

West Park
12
12 Single Family
0 Townhouse
0 Condo
0 Co-Op

Cooper City
30
25 Single Family
5 Townhouse
0 Condo
0 Co-Op

Davie
81
43 Single Family
17 Townhouse
21 Condo
0 Co-Op

Lauderdale by the Sea
24
1 Single Family
1 Townhouse
20 Condo
2 Co-Op

Lazy Lakes
0
0 Single Family
0 Townhouse
0 Condo
0 Co-Op

Miramar
96
67 Single Family
5 Townhouse
24 Condo
0 Co-Op

Parkland
85
59 Single Family
25 Townhouse
1 Condo
0 Co-Op

Sea Ranch Lakes
0
0 Single Family
0 Townhouse
0 Condo
0 Co-Op

Tamarac
130
12 Single Family
60 Townhouse
58 Condo
0 Co-Op

Weston
68
54 Single Family
4 Townhouse
10 Condo
0 Co-Op

Coral Springs
126
82 Single Family
8 Townhouse
36 Condo
0 Co-Op

Hallandale Beach
100
5 Single Family
1 Townhouse
79 Condo
15 Co-Op

Lauderdale Lakes
63
6 Single Family
2 Townhouse
55 Condo
0 Co-Op

Lighthouse Point
19
9 Single Family
1 Townhouse
7 Condo
2 Co-Op

North Lauderdale
27
19 Single Family
5 Townhouse
3 Condo
0 Co-Op

Pembroke Park
5
0 Single Family
1 Townhouse
4 Condo
0 Co-Op

Southwest Ranches
6
6 Single Family
0 Townhouse
0 Condo
0 Co-Op

Unincorporated
13
13 Single Family
0 Townhouse
0 Condo
0 Co-Op

Wilton Manors
23
10 Single Family
1 Townhouse
12 Condo
0 Co-Op

\$399,000

Broward County Median Sales
May 2022


\$415,500

↑ 4.13%
INCREASE

Broward County Median Sales
May 2023



\$615,000
Median Sale Price
for Single Family Home



\$425,000
Median Sale Price
for Townhouse



\$220,000
Median Sale Price
for Condo



\$175,000
Median Sale Price
for Co-Op



\$615,000
Median Sale Price
for Single Family Home



\$440,000
Median Sale Price
for Townhouse



\$245,000
Median Sale Price
for Condo

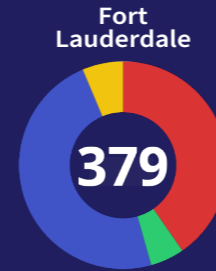


\$224,000
Median Sale Price
for Co-Op

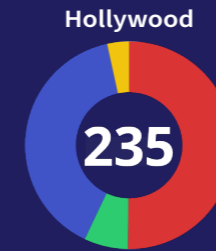
TOP FIVE CITIES WITH THE MOST SALES

MARTY KIAR, BROWARD COUNTY PROPERTY APPRAISER'S MARKET SALES MAY 2023 REPORT

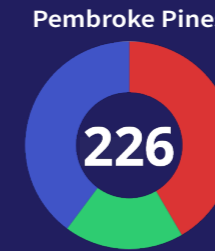
The Broward County Property Appraiser's Office gathers property sales information across the county on an ongoing basis. As part of our continued effort to share the data we collect, I am pleased to provide you with our "BCPA Market Report". This report is a simple, visual representation of the types of properties sold and the median sale prices for residential properties within Broward County during the month of May.



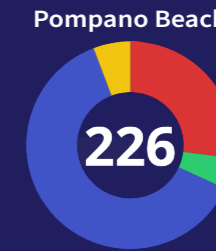
153 Single Family
20 Townhouse
182 Condo
24 Co-Op



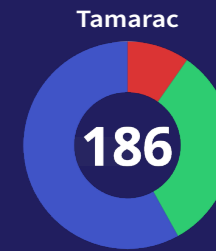
118 Single Family
16 Townhouse
93 Condo
8 Co-Op



94 Single Family
42 Townhouse
90 Condo
0 Co-Op



61 Single Family
11 Townhouse
141 Condo
13 Co-Op



18 Single Family
60 Townhouse
108 Condo
0 Co-Op

ALL CITIES

Coconut Creek
96
24 Single Family
14 Townhouse
58 Condo
0 Co-Op

Dania Beach
35
19 Single Family
4 Townhouse
12 Condo
0 Co-Op

Hallandale Beach
127
10 Single Family
0 Townhouse
96 Condo
21 Co-Op

Lauderdale Lakes
51
13 Single Family
0 Townhouse
38 Condo
0 Co-Op

Lighthouse Point
31
17 Single Family
2 Townhouse
7 Condo
5 Co-Op

North Lauderdale
43
15 Single Family
20 Townhouse
8 Condo
0 Co-Op

Pembroke Park
0
0 Single Family
0 Townhouse
0 Condo
0 Co-Op

Southwest Ranches
9
9 Single Family
0 Townhouse
0 Condo
0 Co-Op

West Park
14
14 Single Family
0 Townhouse
0 Condo
0 Co-Op

Cooper City
33
23 Single Family
9 Townhouse
1 Condo
0 Co-Op

Davie
105
47 Single Family
21 Townhouse
37 Condo
0 Co-Op

Hillsboro Beach
8
0 Single Family
1 Townhouse
4 Condo
3 Co-Op

Lauderhill
104
24 Single Family
10 Townhouse
70 Condo
0 Co-Op

Margate
118
47 Single Family
16 Townhouse
55 Condo
0 Co-Op

Oakland Park
100
58 Single Family
8 Townhouse
34 Condo
0 Co-Op

Plantation
134
59 Single Family
19 Townhouse
56 Condo
0 Co-Op

Sunrise
152
68 Single Family
13 Townhouse
71 Condo
0 Co-Op

Weston
86
61 Single Family
8 Townhouse
17 Condo
0 Co-Op

Coral Springs
160
85 Single Family
20 Townhouse
55 Condo
0 Co-Op

Deerfield Beach
172
40 Single Family
42 Townhouse
90 Condo
0 Co-Op

Lauderdale by the Sea
23
1 Single Family
0 Townhouse
22 Condo
0 Co-Op

Lazy Lakes
0
0 Single Family
0 Townhouse
0 Condo
0 Co-Op

Miramar
114
82 Single Family
14 Townhouse
18 Condo
0 Co-Op

Parkland
59
37 Single Family
20 Townhouse
2 Condo
0 Co-Op

Sea Ranch Lakes
0
0 Single Family
0 Townhouse
0 Condo
0 Co-Op

Unincorporated
14
14 Single Family
0 Townhouse
0 Condo
0 Co-Op

Wilton Manors
30
14 Single Family
1 Townhouse
15 Condo
0 Co-Op

\$400,000

Broward County Median Sales
June 2022


\$427,250

↑ 6.81%
INCREASE

Broward County Median Sales
June 2023



\$617,500
Median Sale Price
for Single Family Home



\$425,000
Median Sale Price
for Townhouse



\$225,000
Median Sale Price
for Condo



\$184,000
Median Sale Price
for Co-Op



\$640,000
Median Sale Price
for Single Family Home



\$445,000
Median Sale Price
for Townhouse



\$253,450
Median Sale Price
for Condo



\$247,500
Median Sale Price
for Co-Op

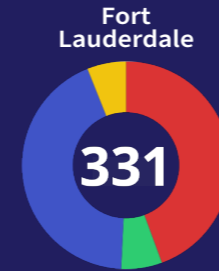
TOP FIVE CITIES WITH THE MOST SALES

MARTY KIAR, BROWARD COUNTY PROPERTY APPRAISER'S

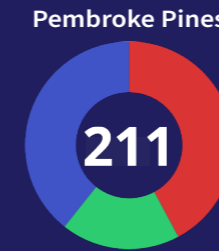
MARKET SALES

JUNE 2023 REPORT

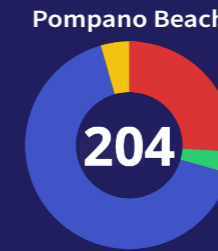
The Broward County Property Appraiser's Office gathers property sales information across the county on an ongoing basis. As part of our continued effort to share the data we collect, I am pleased to provide you with our "BCPA Market Report". This report is a simple, visual representation of the types of properties sold and the median sale prices for residential properties within Broward County during the month of June.



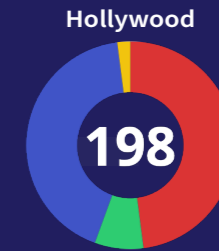
147 Single Family
21 Townhouse
143 Condo
20 Co-Op



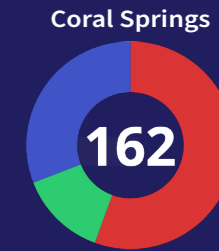
89 Single Family
39 Townhouse
83 Condo
0 Co-Op



53 Single Family
7 Townhouse
135 Condo
9 Co-Op



95 Single Family
15 Townhouse
84 Condo
4 Co-Op



90 Single Family
22 Townhouse
50 Condo
0 Co-Op

ALL CITIES

Coconut Creek 87
18 Single Family
16 Townhouse
53 Condo
0 Co-Op

Davie 128
56 Single Family
27 Townhouse
45 Condo
0 Co-Op

Hillsboro Beach 23
1 Single Family
2 Townhouse
17 Condo
3 Co-Op

Lauderhill 105
31 Single Family
7 Townhouse
67 Condo
0 Co-Op

Margate 86
30 Single Family
15 Townhouse
41 Condo
0 Co-Op

Oakland Park 93
42 Single Family
7 Townhouse
44 Condo
0 Co-Op

Plantation 120
58 Single Family
13 Townhouse
49 Condo
0 Co-Op

Sunrise 134
50 Single Family
21 Townhouse
63 Condo
0 Co-Op

West Park 10
10 Single Family
0 Townhouse
0 Condo
0 Co-Op

Cooper City 38
23 Single Family
14 Townhouse
1 Condo
0 Co-Op

Deerfield Beach 150
28 Single Family
33 Townhouse
89 Condo
0 Co-Op

Lauderdale by the Sea 28
3 Single Family
0 Townhouse
18 Condo
7 Co-Op

Lazy Lakes 0
0 Single Family
0 Townhouse
0 Condo
0 Co-Op

Miramar 82
58 Single Family
13 Townhouse
11 Condo
0 Co-Op

Parkland 85
68 Single Family
14 Townhouse
3 Condo
0 Co-Op

Sea Ranch Lakes 4
4 Single Family
0 Townhouse
0 Condo
0 Co-Op

Tamarac 150
14 Single Family
69 Townhouse
67 Condo
0 Co-Op

Weston 99
66 Single Family
15 Townhouse
18 Condo
0 Co-Op

Dania Beach 26
11 Single Family
3 Townhouse
12 Condo
0 Co-Op

Hallandale Beach 103
6 Single Family
1 Townhouse
88 Condo
8 Co-Op

Lauderdale Lakes 51
20 Single Family
3 Townhouse
28 Condo
0 Co-Op

Lighthouse Point 30
14 Single Family
1 Townhouse
12 Condo
3 Co-Op

North Lauderdale 31
13 Single Family
9 Townhouse
9 Condo
0 Co-Op

Pembroke Park 5
0 Single Family
3 Townhouse
2 Condo
0 Co-Op

Southwest Ranches 6
6 Single Family
0 Townhouse
0 Condo
0 Co-Op

Unincorporated 10
10 Single Family
0 Townhouse
0 Condo
0 Co-Op

Wilton Manors 28
14 Single Family
4 Townhouse
10 Condo
0 Co-Op

\$405,000

Broward County Median Sales
July 2022


\$422,750

↑ 4.38%
INCREASE

Broward County Median Sales
July 2023



\$630,000
Median Sale Price
for Single Family Home



\$430,000
Median Sale Price
for Townhouse



\$225,750
Median Sale Price
for Condo



\$207,500
Median Sale Price
for Co-Op



\$627,000
Median Sale Price
for Single Family Home



\$440,000
Median Sale Price
for Townhouse



\$245,000
Median Sale Price
for Condo



\$205,000
Median Sale Price
for Co-Op

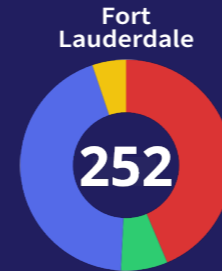
TOP FIVE CITIES WITH THE MOST SALES

MARTY KIAR, BROWARD COUNTY PROPERTY APPRAISER'S

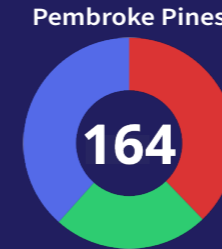
MARKET SALES

JULY 2023 REPORT

The Broward County Property Appraiser's Office gathers property sales information across the county on an ongoing basis. As part of our continued effort to share the data we collect, I am pleased to provide you with our "BCPA Market Report". This report is a simple, visual representation of the types of properties sold and the median sale prices for residential properties within Broward County during the month of July.



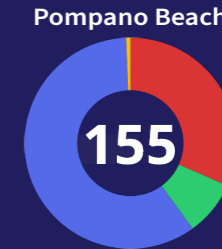
110 Single Family
18 Townhouse
111 Condo
13 Co-Op



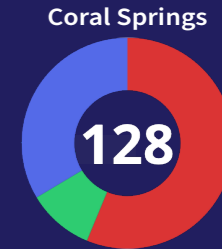
62 Single Family
39 Townhouse
63 Condo
0 Co-Op



89 Single Family
12 Townhouse
58 Condo
1 Co-Op



49 Single Family
13 Townhouse
92 Condo
1 Co-Op



72 Single Family
13 Townhouse
43 Condo
0 Co-Op

ALL CITIES

Coconut Creek 61
10 Single Family
12 Townhouse
39 Condo
0 Co-Op

Davie 102
45 Single Family
20 Townhouse
37 Condo
0 Co-Op

Hillsboro Beach 6
0 Single Family
0 Townhouse
6 Condo
0 Co-Op

Lauderhill 69
16 Single Family
7 Townhouse
46 Condo
0 Co-Op

Margate 71
21 Single Family
14 Townhouse
36 Condo
0 Co-Op

Oakland Park 63
29 Single Family
6 Townhouse
28 Condo
0 Co-Op

Plantation 87
42 Single Family
11 Townhouse
34 Condo
0 Co-Op

Sunrise 122
43 Single Family
17 Townhouse
62 Condo
0 Co-Op

West Park 13
13 Single Family
0 Townhouse
0 Condo
0 Co-Op

Cooper City 29
21 Single Family
7 Townhouse
1 Condo
0 Co-Op

Deerfield Beach 118
26 Single Family
32 Townhouse
60 Condo
0 Co-Op

Lauderdale by the Sea 20
3 Single Family
0 Townhouse
16 Condo
1 Co-Op

Lazy Lakes 0
0 Single Family
0 Townhouse
0 Condo
0 Co-Op

Miramar 90
65 Single Family
12 Townhouse
13 Condo
0 Co-Op

Parkland 63
49 Single Family
12 Townhouse
2 Condo
0 Co-Op

Sea Ranch Lakes 0
0 Single Family
0 Townhouse
0 Condo
0 Co-Op

Tamarac 125
11 Single Family
54 Townhouse
60 Condo
0 Co-Op

Weston 60
37 Single Family
6 Townhouse
17 Condo
0 Co-Op

Dania Beach 28
11 Single Family
7 Townhouse
10 Condo
0 Co-Op

Hallandale Beach 66
5 Single Family
1 Townhouse
51 Condo
9 Co-Op

Lauderdale Lakes 26
6 Single Family
0 Townhouse
20 Condo
0 Co-Op

Lighthouse Point 27
14 Single Family
2 Townhouse
8 Condo
3 Co-Op

North Lauderdale 32
11 Single Family
9 Townhouse
12 Condo
0 Co-Op

Pembroke Park 1
0 Single Family
0 Townhouse
1 Condo
0 Co-Op

Southwest Ranches 8
8 Single Family
0 Townhouse
0 Condo
0 Co-Op

Unincorporated 5
5 Single Family
0 Townhouse
0 Condo
0 Co-Op

Wilton Manors 23
9 Single Family
4 Townhouse
10 Condo
0 Co-Op

\$394,250

Broward County Median Sales
August 2022


\$425,000

↑ 7.79%
INCREASE

Broward County Median Sales
August 2023



\$590,000
Median Sale Price
for Single Family Home



\$420,000
Median Sale Price
for Townhouse



\$229,000
Median Sale Price
for Condo



\$210,000
Median Sale Price
for Co-Op



\$640,000
Median Sale Price
for Single Family Home



\$430,000
Median Sale Price
for Townhouse



\$240,000
Median Sale Price
for Condo



\$192,500
Median Sale Price
for Co-Op

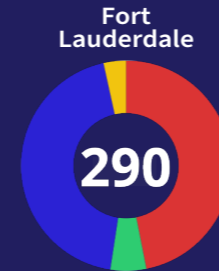
TOP FIVE CITIES WITH THE MOST SALES

MARTY KIAR, BROWARD COUNTY PROPERTY APPRAISER'S

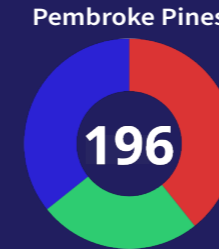
MARKET SALES

AUGUST 2023 REPORT

The Broward County Property Appraiser's Office gathers property sales information across the county on an ongoing basis. As part of our continued effort to share the data we collect, I am pleased to provide you with our "BCPA Market Report". This report is a simple, visual representation of the types of properties sold and the median sale prices for residential properties within Broward County during the month of August.



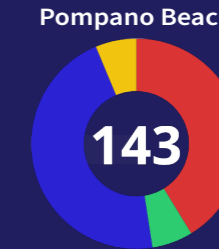
136 Single Family
16 Townhouse
128 Condo
10 Co-Op



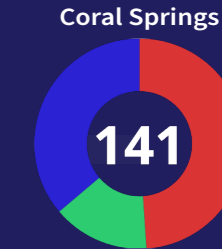
77 Single Family
49 Townhouse
70 Condo
0 Co-Op



84 Single Family
16 Townhouse
74 Condo
2 Co-Op



59 Single Family
9 Townhouse
66 Condo
9 Co-Op



69 Single Family
21 Townhouse
51 Condo
0 Co-Op

ALL CITIES

Coconut Creek 76
13 Single Family
14 Townhouse
49 Condo
0 Co-Op

Davie 104
44 Single Family
17 Townhouse
43 Condo
0 Co-Op

Hillsboro Beach 6
0 Single Family
0 Townhouse
6 Condo
0 Co-Op

Lauderhill 90
27 Single Family
17 Townhouse
46 Condo
0 Co-Op

Margate 77
28 Single Family
15 Townhouse
34 Condo
0 Co-Op

Oakland Park 76
42 Single Family
8 Townhouse
26 Condo
0 Co-Op

Plantation 119
70 Single Family
12 Townhouse
37 Condo
0 Co-Op

Sunrise 138
49 Single Family
17 Townhouse
72 Condo
0 Co-Op

West Park 14
13 Single Family
1 Townhouse
0 Condo
0 Co-Op

Cooper City 48
30 Single Family
17 Townhouse
1 Condo
0 Co-Op

Deerfield Beach 133
21 Single Family
34 Townhouse
78 Condo
0 Co-Op

Lauderdale by the Sea 12
1 Single Family
1 Townhouse
7 Condo
3 Co-Op

Lazy Lakes 0
0 Single Family
0 Townhouse
0 Condo
0 Co-Op

Miramar 107
79 Single Family
12 Townhouse
16 Condo
0 Co-Op

Parkland 69
50 Single Family
18 Townhouse
1 Condo
0 Co-Op

Sea Ranch Lakes 5
5 Single Family
0 Townhouse
0 Condo
0 Co-Op

Tamarac 137
11 Single Family
68 Townhouse
58 Condo
0 Co-Op

Weston 80
58 Single Family
9 Townhouse
13 Condo
0 Co-Op

Dania Beach 37
15 Single Family
4 Townhouse
18 Condo
0 Co-Op

Hallandale Beach 89
5 Single Family
2 Townhouse
77 Condo
5 Co-Op

Lauderdale Lakes 35
6 Single Family
1 Townhouse
28 Condo
0 Co-Op

Lighthouse Point 24
12 Single Family
8 Townhouse
4 Condo
0 Co-Op

North Lauderdale 40
17 Single Family
16 Townhouse
7 Condo
0 Co-Op

Pembroke Park 0
0 Single Family
0 Townhouse
0 Condo
0 Co-Op

Southwest Ranches 7
7 Single Family
0 Townhouse
0 Condo
0 Co-Op

Unincorporated 12
12 Single Family
0 Townhouse
0 Condo
0 Co-Op

Wilton Manors 23
14 Single Family
1 Townhouse
8 Condo
0 Co-Op

\$383,000

Broward County Median Sales
September 2022

\$420,000

↑ 9.66%
INCREASE

Broward County Median Sales
September 2023



\$580,000
Median Sale Price
for Single Family Home



\$410,500
Median Sale Price
for Townhouse



\$230,000
Median Sale Price
for Condo



\$221,500
Median Sale Price
for Co-Op



\$639,000
Median Sale Price
for Single Family Home



\$438,500
Median Sale Price
for Townhouse



\$240,000
Median Sale Price
for Condo

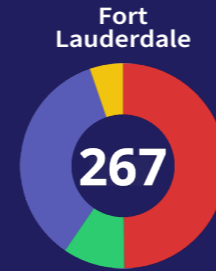


\$209,750
Median Sale Price
for Co-Op

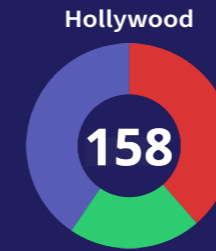
TOP FIVE CITIES WITH THE MOST SALES

MARTY KIAR, BROWARD COUNTY PROPERTY APPRAISER'S MARKET SALES SEPTEMBER 2023 REPORT

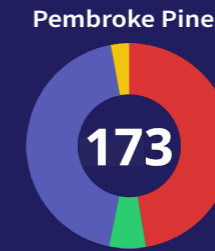
The Broward County Property Appraiser's Office gathers property sales information across the county on an ongoing basis. As part of our continued effort to share the data we collect, I am pleased to provide you with our "BCPA Market Report". This report is a simple, visual representation of the types of properties sold and the median sale prices for residential properties within Broward County during the month of September.



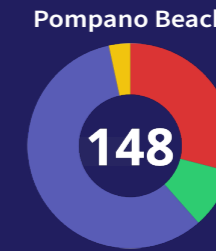
133 Single Family
26 Townhouse
94 Condo
14 Co-Op



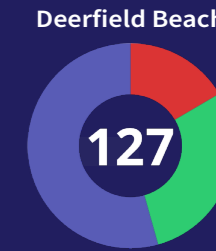
82 Single Family
10 Townhouse
76 Condo
5 Co-Op



61 Single Family
33 Townhouse
64 Condo
0 Co-Op



43 Single Family
14 Townhouse
86 Condo
5 Co-Op



21 Single Family
37 Townhouse
69 Condo
0 Co-Op

ALL CITIES

Coconut Creek | 78
17 Single Family
17 Townhouse
44 Condo
0 Co-Op

Dania Beach | 27
5 Single Family
4 Townhouse
17 Condo
1 Co-Op

Hillsboro Beach | 4
0 Single Family
0 Townhouse
4 Condo
0 Co-Op

Lauderhill | 78
28 Single Family
7 Townhouse
43 Condo
0 Co-Op

Margate | 78
36 Single Family
9 Townhouse
33 Condo
0 Co-Op

Oakland Park | 69
46 Single Family
5 Townhouse
18 Condo
0 Co-Op

Plantation | 104
52 Single Family
16 Townhouse
36 Condo
0 Co-Op

Sunrise | 121
43 Single Family
13 Townhouse
65 Condo
0 Co-Op

West Park | 7
7 Single Family
0 Townhouse
0 Condo
0 Co-Op

Cooper City | 42
31 Single Family
10 Townhouse
1 Condo
0 Co-Op

Davie | 82
34 Single Family
21 Townhouse
27 Condo
0 Co-Op

Lauderdale by the Sea | 16
2 Single Family
0 Townhouse
11 Condo
3 Co-Op

Lazy Lakes | 1
1 Single Family
0 Townhouse
0 Condo
0 Co-Op

Miramar | 95
63 Single Family
14 Townhouse
18 Condo
0 Co-Op

Parkland | 67
54 Single Family
8 Townhouse
5 Condo
0 Co-Op

Sea Ranch Lakes | 0
0 Single Family
0 Townhouse
0 Condo
0 Co-Op

Tamarac | 101
13 Single Family
39 Townhouse
49 Condo
0 Co-Op

Weston | 51
36 Single Family
5 Townhouse
10 Condo
0 Co-Op

Coral Springs | 111
70 Single Family
13 Townhouse
28 Condo
0 Co-Op

Hallandale Beach | 80
9 Single Family
1 Townhouse
60 Condo
10 Co-Op

Lauderdale Lakes | 37
8 Single Family
1 Townhouse
28 Condo
0 Co-Op

Lighthouse Point | 21
14 Single Family
2 Townhouse
3 Condo
2 Co-Op

North Lauderdale | 36
11 Single Family
14 Townhouse
11 Condo
0 Co-Op

Pembroke Park | 0
0 Single Family
0 Townhouse
0 Condo
0 Co-Op

Southwest Ranches | 5
5 Single Family
0 Townhouse
0 Condo
0 Co-Op

Unincorporated | 11
11 Single Family
0 Townhouse
0 Condo
0 Co-Op

Wilton Manors | 26
12 Single Family
3 Townhouse
11 Condo
0 Co-Op

\$380,000

Broward County Median Sales
October 2022


\$420,000

↑10.53%
INCREASE

Broward County Median Sales
October 2023



\$580,000
Median Sale Price
for Single Family Home



\$410,000
Median Sale Price
for Townhouse



\$225,500
Median Sale Price
for Condo



\$206,000
Median Sale Price
for Co-Op



\$605,000
Median Sale Price
for Single Family Home



\$435,000
Median Sale Price
for Townhouse



\$245,000
Median Sale Price
for Condo

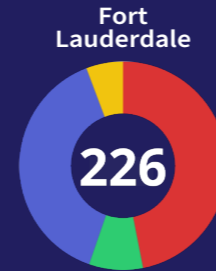


\$201,000
Median Sale Price
for Co-Op

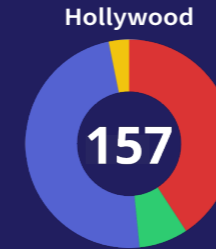
TOP FIVE CITIES WITH THE MOST SALES

MARTY KIAR, BROWARD COUNTY PROPERTY APPRAISER'S MARKET SALES OCTOBER 2023 REPORT

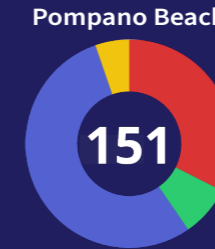
The Broward County Property Appraiser's Office gathers property sales information across the county on an ongoing basis. As part of our continued effort to share the data we collect, I am pleased to provide you with our "BCPA Market Report". This report is a simple, visual representation of the types of properties sold and the median sale prices for residential properties within Broward County during the month of October.



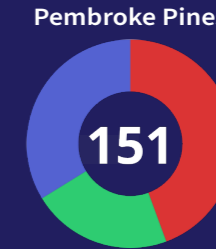
106 Single Family
19 Townhouse
88 Condo
13 Co-Op



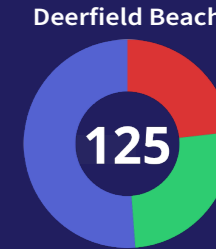
64 Single Family
12 Townhouse
76 Condo
5 Co-Op



49 Single Family
12 Townhouse
82 Condo
8 Co-Op



67 Single Family
33 Townhouse
51 Condo
0 Co-Op



29 Single Family
32 Townhouse
64 Condo
0 Co-Op

ALL CITIES

Coconut Creek 70
11 Single Family
12 Townhouse
47 Condo
0 Co-Op

Dania Beach 40
20 Single Family
3 Townhouse
16 Condo
1 Co-Op

Hillsboro Beach 4
0 Single Family
0 Townhouse
4 Condo
0 Co-Op

Lauderhill 79
20 Single Family
6 Townhouse
53 Condo
0 Co-Op

Margate 63
33 Single Family
8 Townhouse
22 Condo
0 Co-Op

Oakland Park 77
37 Single Family
6 Townhouse
34 Condo
0 Co-Op

Plantation 90
41 Single Family
14 Townhouse
35 Condo
0 Co-Op

Sunrise 120
40 Single Family
25 Townhouse
55 Condo
0 Co-Op

West Park 15
15 Single Family
0 Townhouse
0 Condo
0 Co-Op

Cooper City 37
23 Single Family
14 Townhouse
0 Condo
0 Co-Op

Davie 86
40 Single Family
13 Townhouse
33 Condo
0 Co-Op

Lauderdale by the Sea 12
1 Single Family
0 Townhouse
7 Condo
4 Co-Op

Lazy Lakes 0
0 Single Family
0 Townhouse
0 Condo
0 Co-Op

Miramar 89
58 Single Family
14 Townhouse
17 Condo
0 Co-Op

Parkland 59
46 Single Family
12 Townhouse
1 Condo
0 Co-Op

Sea Ranch Lakes 1
1 Single Family
0 Townhouse
0 Condo
0 Co-Op

Tamarac 124
14 Single Family
43 Townhouse
67 Condo
0 Co-Op

Weston 51
31 Single Family
5 Townhouse
15 Condo
0 Co-Op

Coral Springs 98
51 Single Family
9 Townhouse
38 Condo
0 Co-Op

Hallandale Beach 71
6 Single Family
1 Townhouse
59 Condo
5 Co-Op

Lauderdale Lakes 36
12 Single Family
2 Townhouse
22 Condo
0 Co-Op

Lighthouse Point 22
12 Single Family
2 Townhouse
6 Condo
2 Co-Op

North Lauderdale 34
17 Single Family
10 Townhouse
7 Condo
0 Co-Op

Pembroke Park 0
0 Single Family
0 Townhouse
0 Condo
0 Co-Op

Southwest Ranches 4
4 Single Family
0 Townhouse
0 Condo
0 Co-Op

Unincorporated 9
9 Single Family
0 Townhouse
0 Condo
0 Co-Op

Wilton Manors 24
8 Single Family
3 Townhouse
13 Condo
0 Co-Op

\$375,000

Broward County Median Sales
November 2022


\$420,000[↑]

12%
INCREASE

Broward County Median Sales
November 2023



\$560,000
Median Sale Price
for Single Family Home



\$410,000
Median Sale Price
for Townhouse



\$230,000
Median Sale Price
for Condo



\$192,500
Median Sale Price
for Co-Op



\$650,000
Median Sale Price
for Single Family Home



\$440,000
Median Sale Price
for Townhouse



\$247,000
Median Sale Price
for Condo

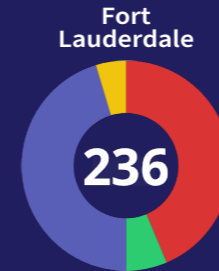


\$217,000
Median Sale Price
for Co-Op

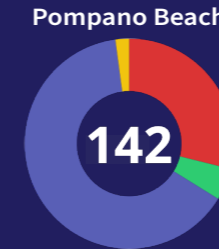
TOP FIVE CITIES WITH THE MOST SALES

MARTY KIAR, BROWARD COUNTY PROPERTY APPRAISER'S MARKET SALES NOVEMBER 2023 REPORT

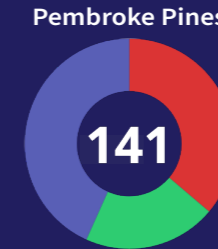
The Broward County Property Appraiser's Office gathers property sales information across the county on an ongoing basis. As part of our continued effort to share the data we collect, I am pleased to provide you with our "BCPA Market Report". This report is a simple, visual representation of the types of properties sold and the median sale prices for residential properties within Broward County during the month of November.



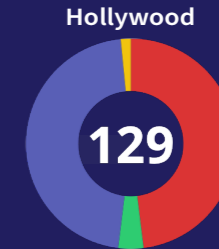
103 Single Family
15 Townhouse
107 Condo
11 Co-Op



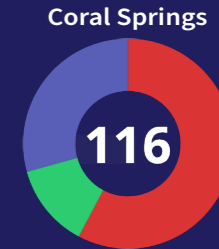
41 Single Family
7 Townhouse
91 Condo
3 Co-Op



51 Single Family
29 Townhouse
61 Condo
0 Co-Op



62 Single Family
5 Townhouse
60 Condo
2 Co-Op



67 Single Family
15 Townhouse
34 Condo
0 Co-Op

ALL CITIES

Coconut Creek 72
7 Single Family
19 Townhouse
46 Condo
0 Co-Op

Davie 80
43 Single Family
17 Townhouse
20 Condo
0 Co-Op

Hillsboro Beach 5
0 Single Family
0 Townhouse
4 Condo
1 Co-Op

Lauderhill 75
9 Single Family
21 Townhouse
45 Condo
0 Co-Op

Margate 74
31 Single Family
9 Townhouse
34 Condo
0 Co-Op

Oakland Park 79
36 Single Family
11 Townhouse
32 Condo
0 Co-Op

Plantation 76
38 Single Family
9 Townhouse
29 Condo
0 Co-Op

Sunrise 90
26 Single Family
17 Townhouse
47 Condo
0 Co-Op

West Park 4
4 Single Family
0 Townhouse
0 Condo
0 Co-Op

Cooper City 23
13 Single Family
10 Townhouse
0 Condo
0 Co-Op

Deerfield Beach 108
29 Single Family
29 Townhouse
49 Condo
1 Co-Op

Lauderdale by the Sea 15
4 Single Family
0 Townhouse
11 Condo
0 Co-Op

Lazy Lakes 0
0 Single Family
0 Townhouse
0 Condo
0 Co-Op

Miramar 67
49 Single Family
10 Townhouse
8 Condo
0 Co-Op

Parkland 45
35 Single Family
7 Townhouse
3 Condo
0 Co-Op

Sea Ranch Lakes 0
0 Single Family
0 Townhouse
0 Condo
0 Co-Op

Tamarac 111
10 Single Family
41 Townhouse
60 Condo
0 Co-Op

Weston 57
33 Single Family
10 Townhouse
14 Condo
0 Co-Op

Dania Beach 25
10 Single Family
3 Townhouse
11 Condo
1 Co-Op

Hallandale Beach 72
5 Single Family
1 Townhouse
61 Condo
5 Co-Op

Lauderdale Lakes 36
6 Single Family
3 Townhouse
27 Condo
0 Co-Op

Lighthouse Point 16
5 Single Family
1 Townhouse
8 Condo
2 Co-Op

North Lauderdale 29
11 Single Family
13 Townhouse
5 Condo
0 Co-Op

Pembroke Park 1
0 Single Family
0 Townhouse
1 Condo
0 Co-Op

Southwest Ranches 12
12 Single Family
0 Townhouse
0 Condo
0 Co-Op

Unincorporated 9
9 Single Family
0 Townhouse
0 Condo
0 Co-Op

Wilton Manors 22
13 Single Family
1 Townhouse
8 Condo
0 Co-Op

\$380,000

Broward County Median Sales
December 2022


\$420,000

↑ 10.5%
INCREASE

Broward County Median Sales
December 2023



\$575,000
Median Sale Price
for Single Family Home



\$404,500
Median Sale Price
for Townhouse



\$215,000
Median Sale Price
for Condo



\$236,500
Median Sale Price
for Co-Op



\$610,000
Median Sale Price
for Single Family Home



\$425,000
Median Sale Price
for Townhouse



\$245,000
Median Sale Price
for Condo



\$229,000
Median Sale Price
for Co-Op

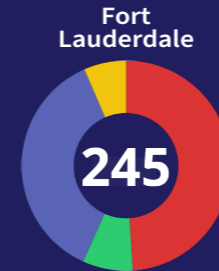
TOP FIVE CITIES WITH THE MOST SALES

MARTY KIAR, BROWARD COUNTY PROPERTY APPRAISER'S

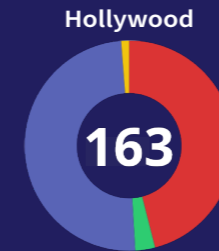
MARKET SALES

DECEMBER 2023 REPORT

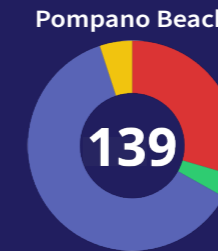
The Broward County Property Appraiser's Office gathers property sales information across the county on an ongoing basis. As part of our continued effort to share the data we collect, I am pleased to provide you with our "BCPA Market Report". This report is a simple, visual representation of the types of properties sold and the median sale prices for residential properties within Broward County during the month of December.



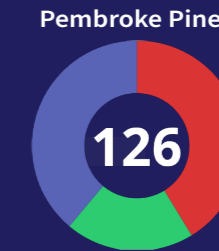
120 Single Family
19 Townhouse
90 Condo
16 Co-Op



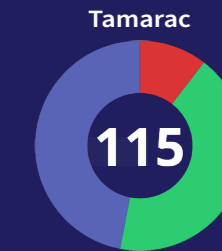
75 Single Family
5 Townhouse
81 Condo
2 Co-Op



41 Single Family
5 Townhouse
86 Condo
7 Co-Op



52 Single Family
25 Townhouse
49 Condo
0 Co-Op



12 Single Family
49 Townhouse
54 Condo
0 Co-Op

ALL CITIES

Coconut Creek
65
16 Single Family
19 Townhouse
30 Condo
0 Co-Op

Dania Beach
24
12 Single Family
6 Townhouse
5 Condo
1 Co-Op

Hallandale Beach
53
3 Single Family
0 Townhouse
38 Condo
12 Co-Op

Lauderdale Lakes
41
6 Single Family
18 Townhouse
17 Condo
0 Co-Op

Lighthouse Point
20
10 Single Family
2 Townhouse
5 Condo
3 Co-Op

North Lauderdale
29
12 Single Family
14 Townhouse
3 Condo
0 Co-Op

Pembroke Park
2
0 Single Family
1 Townhouse
1 Condo
0 Co-Op

Southwest Ranches
9
9 Single Family
0 Townhouse
0 Condo
0 Co-Op

West Park
12
12 Single Family
0 Townhouse
0 Condo
0 Co-Op

Cooper City
16
13 Single Family
2 Townhouse
1 Condo
0 Co-Op

Davie
66
37 Single Family
10 Townhouse
19 Condo
0 Co-Op

Hillsboro Beach
5
0 Single Family
0 Townhouse
3 Condo
2 Co-Op

Lauderhill
64
13 Single Family
12 Townhouse
39 Condo
0 Co-Op

Margate
72
22 Single Family
10 Townhouse
40 Condo
0 Co-Op

Oakland Park
48
26 Single Family
4 Townhouse
18 Condo
0 Co-Op

Plantation
78
29 Single Family
14 Townhouse
35 Condo
0 Co-Op

Sunrise
77
25 Single Family
8 Townhouse
44 Condo
0 Co-Op

Weston
59
40 Single Family
7 Townhouse
12 Condo
0 Co-Op

Coral Springs
78
38 Single Family
8 Townhouse
32 Condo
0 Co-Op

Deerfield Beach
88
15 Single Family
23 Townhouse
40 Condo
0 Co-Op

Lauderdale by the Sea
17
1 Single Family
2 Townhouse
12 Condo
2 Co-Op

Lazy Lakes
0
0 Single Family
0 Townhouse
0 Condo
0 Co-Op

Miramar
66
44 Single Family
10 Townhouse
12 Condo
0 Co-Op

Parkland
54
45 Single Family
7 Townhouse
2 Condo
0 Co-Op

Sea Ranch Lakes
1
1 Single Family
0 Townhouse
0 Condo
0 Co-Op

Unincorporated
5
5 Single Family
0 Townhouse
0 Condo
0 Co-Op

Wilton Manors
19
10 Single Family
1 Townhouse
8 Condo
0 Co-Op